

# World Dwarf Games

## Track Records










### Ages Open

Open - Men	Event	Classification	Name	Country	Time	Location	Year
	60m Run	Class 1	Devappa Morey	IND	10.72	Belfast	2009
		Class 2	Cullen Adams	AUS	9.08	Belfast	2009
		Class 3	Harald Berndt	GER	9.50	Peterborough	1997
	100m Run	Class 1	Devappa Morey	IND	17.74	Belfast	2009
		Class 2	Nathan Stewart	AUS	15.33	East Lansing	2013
		Class 3	Cullen Adams	AUS	14.02	East Lansing	2013
	200m Run	Class 1	Devappa Morey	IND	38.21	Belfast	2009
		Class 2	Nathan Stewart	AUS	33.05	East Lansing	2013
		Class 3	Cullen Adams	AUS	29.94	East Lansing	2013
4 x 60m Relay	Great Britain		GBR	41.45	Rambouillet	2005	
4 x 100m Relay	Jonathon Tripp, Cullen Adams, Nathan Stewart, Ryan Cowlshaw		AUS	59.17	East Lansing	2013	

### Ages Open








Open - Women	Event	Classification	Name	Country	Time	Location	Year
	60m Run	Class 1	Ulrike Foerster	GER	14.30	Peterborough	1997
		Class 2	Myriam Leblanc	FRA	11.95	Rambouillet	2005
		Class 3	Mila Mantykaski	FIN	10.90	Peterborough	1997
	100m Run	Class 1	Jane Zukas	USA	20.09	Chicago	1993
		Class 2	Tanya Huebner	AUS	18.71	East Lansing	2013
		Class 3	Mila Mantykaski	FIN	17.70	Toronto	2001
	200m Run	Class 1	Michelle Ko	USA	1:02.47	East Lansing	2013
		Class 2	Tanya Huebner	AUS	40.57	East Lansing	2013
		Class 3	Pippa Dale	GBR	40.50	Toronto	2001
4 x 60m Relay	France		FRA	51.36	Rambouillet	2005	
4 x 100m Relay	Ashleigh Hutchins, Kobie Donovan, Charli Worgan, Tanya Huebner		AUS	1:20.33	East Lansing	2013	

## Ages 35+

Masters – Men	Event	Classification	Name	Country	Time	Location	Year
	100m Run	Class 1	Roger Pouliot	USA 	28.61	East Lansing	2013
		Class 2	Martin Klebba	USA 	23.41	East Lansing	2013
		Class 3	Robert Paton	AUS 	17.64	East Lansing	2013
	200m Run	Class 1	-	-	-	-	-
		Class 2	-	-	-	-	-
		Class 3	Chammanahali Rajanna	IND 	38.16	East Lansing	2013
	60m Run	None*	Bobby Porter	USA 	9.59	Toronto	2001
	100m Run	None*	Robert Paton	AUS 	17.64	East Lansing	2013
200m Run	None*	Chammanahali Rajanna	IND 	38.16	East Lansing	2013	










\*Overall age-group records regardless of athlete classification (includes results prior to implementation of current IDAF classification system)

## Ages 35+

Masters - Women	Event	Classification	Name	Country	Time	Location	Year
	100m Run	Class 1	-	-	-	-	-
		Class 2	Teresa Corbin-Lauver	USA 	29.23	East Lansing	2013
		Class 3	Beverly Charles	USA 	26.46	East Lansing	2013
	200m Run	Class 1	-	-	-	-	-
		Class 2	Teresa Corbin-Lauver	USA 	1:11.65	East Lansing	2013
		Class 3	Beverly Charles	USA 	1:13.50	East Lansing	2013
	60m Run	None*	Pippa Dale	GBR 	11.54	Rambouillet	2005
	100m Run	None*	Pippa Dale	GBR 	19.54	Rambouillet	2005
200m Run	None*	Teresa Corbin-Lauver	USA 	1:11.65	East Lansing	2013	








\*Overall age-group records regardless of athlete classification (includes results prior to implementation of current IDAF classification system)

## Ages 13-15

Junior Boys	Event	Classification	Name	Country	Time	Location	Year
	60m Dash	Class 1	Max Jeppsen	USA 	20.75	East Lansing	2013
		Class 2	Max Werner	GER 	10.64	East Lansing	2013
		Class 3	Jonathan Vaupel	GER 	9.66	East Lansing	2013
	100m Dash	Class 1	Max Jeppesen	USA 	37.97	East Lansing	2013
		Class 2	Max Werner	GER 	17.74	East Lansing	2013
		Class 3	Jonathan Vaupel	GER 	15.84	East Lansing	2013
	40m Run	None*	Ben Bromley Coolidge	USA 	7.41	Rambouillet	2005
	60m Run	None*	Jonathan Vaupel	GER 	9.66	East Lansing	2001
100m Run	None*	Jonathan Vaupel	GER 	15.84	East Lansing	2013	




\*Overall age-group records regardless of athlete classification (includes results prior to implementation of current IDAF classification system)

### Ages 13-15










Junior Girls	Event	Classification	Name	Country	Time	Location	Year	
	60m Dash	Class 1	-	-	-	-	-	-
		Class 2	Mary Fitzgerald	IRL 	12.98	East Lansing	2013	
		Class 3	Tess Routliffe	CAN 	11.81	East Lansing	2013	
	100m Dash	Class 1	-	-	-	-	-	
		Class 2	Mary Fitzgerald	IRL 	21.91	East Lansing	2013	
		Class 3	Tess Routliffe	CAN 	19.87	East Lansing	2013	
	40m Run	None*	Jasmine Burkitt	GBR 	9.18	Rambouillet	2005	
	60m Run	None*	Tess Routliffe	CAN 	11.81	East Lansing	2013	
100m Run	None*	Tess Routliffe	CAN 	19.87	East Lansing	2013		

\*Overall age-group records regardless of athlete classification (includes results prior to implementation of current IDAF classification system)

### All Junior Ages








Mixed Relays	Event	Age	Names	Country	Time	Location	Year
	4x60m Shuttle	13-15	Hassan Taj William Palmer (More names?)	GBR 	47.68	East Lansing	2013
	4x40m Shuttle	10-12	Morgan Ray Daylen Harrison Michael Ray Declan McCann	USA 	35.28	East Lansing	2013
	4x20m shuttle	9 & younger	Megan Gioffreda Brahm Kreb Eric Dessauer Kaden Rasa	USA 	18.68	East Lansing	2013

### Ages 10-12

Junior Boys	Event	Classification	Name	Country	Time	Location	Year
	40m Dash	Class 1	Matthew Renyolds	GBR 	10.68	East Lansing	2013
		Class 2	Daylen Harrison	USA 	8.13	East Lansing	2013
		Class 3	Liam Smith	USA 	8.73	East Lansing	2013
	60m Dash	Class 1	Matthew Renyolds	GBR 	15.92	East Lansing	2013
		Class 2	Daylen Harrison	USA 	11.86	East Lansing	2013
		Class 3	Patrick Jones	USA 	12.69	East Lansing	2013
	20m Run	None*	Liam Forrestal	GBR 	5.60	Peterborough	1997
40m Run	None*	Ben Bromley-Coolidge	USA 	7.75	Toronto	2001	
60m Run	None*	Ben Bromley-Coolidge	USA 	11.41	Toronto	2001	






\*Overall age-group records regardless of athlete classification (includes results prior to implementation of current IDAF classification system)

### Ages 10-12

Junior Girls	Event	Classification	Name	Country	Time	Location	Year	
	40m Dash	Class 1	-	-	-	-	-	-
		Class 2	Haileigh Joiner	CAN 	9.59	East Lansing	2013	
		Class 3	Charlotte Bolton	CAN 	8.25	East Lansing	2013	
	60m Dash	Class 1	-	-	-	-	-	
		Class 2	Haileigh Joiner	CAN 	14.19	East Lansing	2013	
		Class 3	Charlotte Bolton	CAN 	12.04	East Lansing	2013	
	20m Run	None*	Stacy Robinson	GBR 	5.50	Peterborough	1997	
	40m Run	None*	Tina Nielson	USA 	7.69	Toronto	2001	
60m Run	None*	Tina Nielson	USA 	11.79	Toronto	2001		








\*Overall age-group records regardless of athlete classification (includes results prior to implementation of current IDAF classification system)

### Ages 7-9

Junior Boys	Event	Classification	Name	Country	Time	Location	Year	
	20m Dash	Class 1	-	-	-	-	-	-
		Class 2	Chase Wilson	USA	5.39	East Lansing	2013	
		Class 3	-	-	-	-	-	
	40m Dash	Class 1	-	-	-	-	-	
		Class 2	Brent Wood	USA 	9.66	East Lansing	2013	
		Class 3	-	-	-	-	-	
	10m Run	None*	Thomas Mills	GBR 	3.90	Peterborough	1997	
	20m Run	None*	Alex Loyless	USA 	4.72	Chicago	1993	
-Tie-			-	-				
		Patrick Parten	USA 		Toronto	2001		
40m Run	None*	Alex Loyless	USA 	9.25	Chicago	1993		








\*Overall age-group records regardless of athlete classification (includes results prior to implementation of current IDAF classification system)

### Ages 7-9

Junior Girls	Event	Classification	Name	Country	Time	Location	Year
	20m Dash	Class 1	-	-	-	-	-
		Class 2	Colleen Coletta	CAN 	5.53	East Lansing	2013
		Class 3	Aurora Elpers	USA 	5.23	East Lansing	2013
	40m Dash	Class 1	-	-	-	-	-
		Class 2	Colleen Coletta	CAN 	9.79	East Lansing	2013
		Class 3	Aurora Elpers	USA 	9.44	East Lansing	2013
	10m Run	None*	Caitlyn Hall	GBR 	3.38	Rambouillet	2005
	20m Run	None*	Rosie Scott	GBR 	4.65	Toronto	2001
40m Run	None*	Aurora Elpers	USA 	9.44	East Lansing	2013	




\*Overall age-group records regardless of athlete classification (includes results prior to implementation of current IDAF classification system)

### Ages Futures (6 & Younger)

Junior Boys	Event	Classification	Name	Country	Time	Location	Year	
	15m Dash	Class 1	-	-	-	-	-	-
		Class 2	Joseph Tarnacki	USA 	5.28	East Lansing	2013	
		Class 3	Carsen Cooper	USA 	5.86	East Lansing	2013	
	20m Dash	Class 1	-	-	-	-	-	
		Class 2	Joseph Tarnacki	USA 	6.80	East Lansing	2013	
		Class 3	Carsen Cooper	USA 	7.64	-	-	
	10m Run	None*	Matthew Jones	GBR 	5.00	Peterborough	1997	
	15m Run	None*	Joel Wardle	USA 	4.96	Toronto	2001	
20m Run	None*	Joseph Tarnacki	USA 	6.80	East Lansing	2013		

\*Overall age-group records regardless of athlete classification (includes results prior to implementation of current IDAF classification system)

### Ages Futures (6 & Younger)

Junior Girls	Event	Classification	Name	Country	Time	Location	Year
	15m Dash	Class 1	-	-	-	-	-
		Class 2	Felicity Krebs	USA 	5.69	East Lansing	2013
		Class 3	-	-	-	-	-
	20m Dash	Class 1	-	-	-	-	-
		Class 2	-	-	-	-	-
		Class 3	-	-	-	-	-
	10m Run	None*	Sarah Den Uil	GBR 	4.40	Peterborough	1997
	15m Run	None*	Eleanor Simmonds	GBR 	4.60	Toronto	2001
20m Run	None*	-	-	-	-	-	

\*Overall age-group records regardless of athlete classification (includes results prior to implementation of current IDAF classification system)